

Please check the examination details below before entering your candidate information

Candidate surname					Other names				
Centre Number					Candidate Number				

**Pearson Edexcel International GCSE (9–1)**

**Friday 14 June 2024**

Afternoon (Time: 1 hour 15 minutes)

Paper reference **4PH1/2P**

**Physics**  
**UNIT: 4PH1**  
**PAPER: 2P**

**You must have:**  
 Ruler, calculator, Equation Booklet (enclosed)

Total Marks

## Instructions

- Use **black** ink or ball-point pen.
- **Fill in the boxes** at the top of this page with your name, centre number and candidate number.
- Answer **all** questions.
- Answer the questions in the spaces provided  
– *there may be more space than you need.*
- Show all the steps in any calculations and state the units.

## Information

- The total mark for this paper is 70.
- The marks for **each** question are shown in brackets  
– *use this as a guide as to how much time to spend on each question.*

## Advice

- Read each question carefully before you start to answer it.
- Write your answers neatly and in good English.
- Try to answer every question.
- Check your answers if you have time at the end.

Turn over ►

P75828A

©2024 Pearson Education Ltd.  
F:1/1/1/1/1/



## FORMULAE

You may find the following formulae useful.

$$\text{energy transferred} = \text{current} \times \text{voltage} \times \text{time}$$

$$E = I \times V \times t$$

$$\text{frequency} = \frac{1}{\text{time period}}$$

$$f = \frac{1}{T}$$

$$\text{power} = \frac{\text{work done}}{\text{time taken}}$$

$$P = \frac{W}{t}$$

$$\text{power} = \frac{\text{energy transferred}}{\text{time taken}}$$

$$P = \frac{W}{t}$$

$$\text{orbital speed} = \frac{2\pi \times \text{orbital radius}}{\text{time period}}$$

$$v = \frac{2 \times \pi \times r}{T}$$

$$(\text{final speed})^2 = (\text{initial speed})^2 + (2 \times \text{acceleration} \times \text{distance moved})$$

$$v^2 = u^2 + (2 \times a \times s)$$

$$\text{pressure} \times \text{volume} = \text{constant}$$

$$p_1 \times V_1 = p_2 \times V_2$$

$$\frac{\text{pressure}}{\text{temperature}} = \text{constant}$$

$$\frac{p_1}{T_1} = \frac{p_2}{T_2}$$

$$\text{force} = \frac{\text{change in momentum}}{\text{time taken}}$$

$$F = \frac{(mv - mu)}{t}$$

$$\frac{\text{change of wavelength}}{\text{wavelength}} = \frac{\text{velocity of a galaxy}}{\text{speed of light}}$$

$$\frac{\lambda - \lambda_0}{\lambda_0} = \frac{\Delta\lambda}{\lambda_0} = \frac{v}{c}$$

$$\text{change in thermal energy} = \text{mass} \times \text{specific heat capacity} \times \text{change in temperature}$$

$$\Delta Q = m \times c \times \Delta T$$

Where necessary, assume the acceleration of free fall,  $g = 10 \text{ m/s}^2$ .

DO NOT WRITE IN THIS AREA

DO NOT WRITE IN THIS AREA

DO NOT WRITE IN THIS AREA



DO NOT WRITE IN THIS AREA

DO NOT WRITE IN THIS AREA

DO NOT WRITE IN THIS AREA

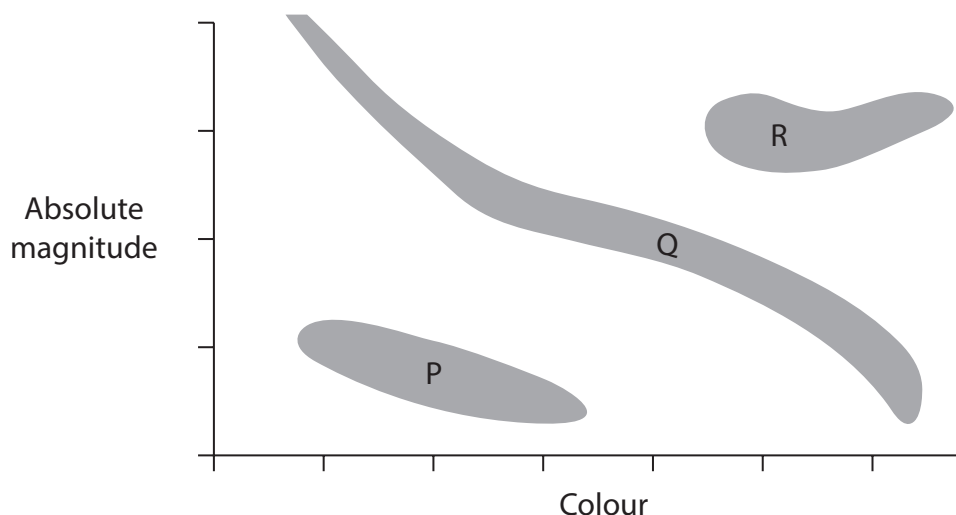
BLANK PAGE



Answer ALL questions.

Some questions must be answered with a cross in a box ☒. If you change your mind about an answer, put a line through the box ☒ and then mark your new answer with a cross ☒.

- 1 The Hertzsprung-Russell (HR) diagram shown can be used to classify stars.



- (a) Three regions in the HR diagram are labelled P, Q and R.

The boxes show the three regions and different astronomical objects.

Draw a straight line from each region to the type of astronomical object contained in that region.

(3)

Region	Astronomical object
<div>P</div>	<div>black hole</div>
<div>Q</div>	<div>main sequence star</div>
<div>R</div>	<div>nebula</div>
	<div>neutron star</div>
	<div>red giant star</div>
	<div>supernova</div>
	<div>white dwarf star</div>



DO NOT WRITE IN THIS AREA

DO NOT WRITE IN THIS AREA

DO NOT WRITE IN THIS AREA

(b) Define the term **absolute magnitude**.

(2)

---

---

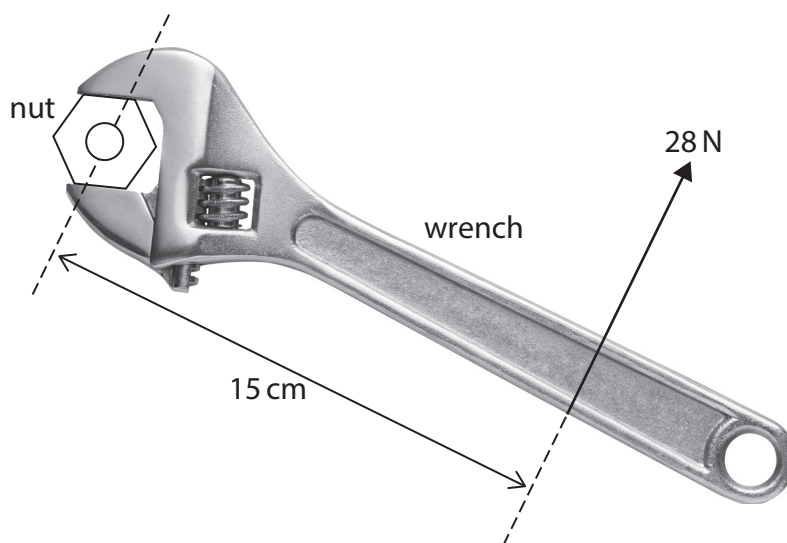
---

---

(Total for Question 1 = 5 marks)



2 A wrench is used to turn a nut.



**Diagram 1**

(Source: <https://www.shutterstock.com/image-photo/adjustable-spanner-isolated-on-white-chrome-1794553030>)

(a) The force applied to the wrench is 28 N.

Calculate the moment applied by the wrench on the nut.

Give a suitable unit.

(3)

moment = ..... unit = .....

(b) State **two** changes that could be made to increase the size of the moment applied to the nut.

(2)

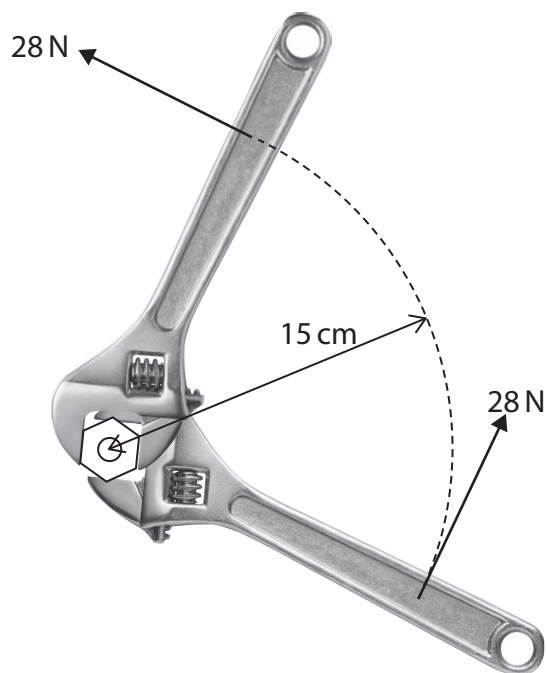
1 .....

.....

2 .....

.....

(c) Diagram 2 shows the wrench as it is turned through  $90^\circ$



**Diagram 2**

(Source: <https://www.shutterstock.com/image-photo/adjustable-spanner-isolated-on-white-chrome-1794553030>)

- (i) The force is applied over a distance that is equal to a quarter of the circumference of a circle.

The circle has a radius of 15 cm.

Calculate the distance over which the force is applied.

[circumference of circle =  $2 \times \pi \times \text{radius}$ ]

(2)

distance = ..... cm

- (ii) Calculate the work done by the force as the wrench is turned through a quarter of the circumference of the circle.

(3)

work done = ..... J


**(Total for Question 2 = 10 marks)**





**3** A student investigates how much infrared radiation is absorbed by different surfaces.

(a) The photograph shows some of the equipment available to the student.



DO NOT WRITE IN THIS AREA

DO NOT WRITE IN THIS AREA

DO NOT WRITE IN THIS AREA





The student pours some water into each bottle.

Describe a method the student could use to investigate how the colour of the bottle affects the amount of infrared radiation absorbed by the bottle.

You may draw a diagram to help your answer.

(6)

DO NOT WRITE IN THIS AREA

DO NOT WRITE IN THIS AREA

DO NOT WRITE IN THIS AREA

Area for writing the answer, consisting of horizontal dotted lines.

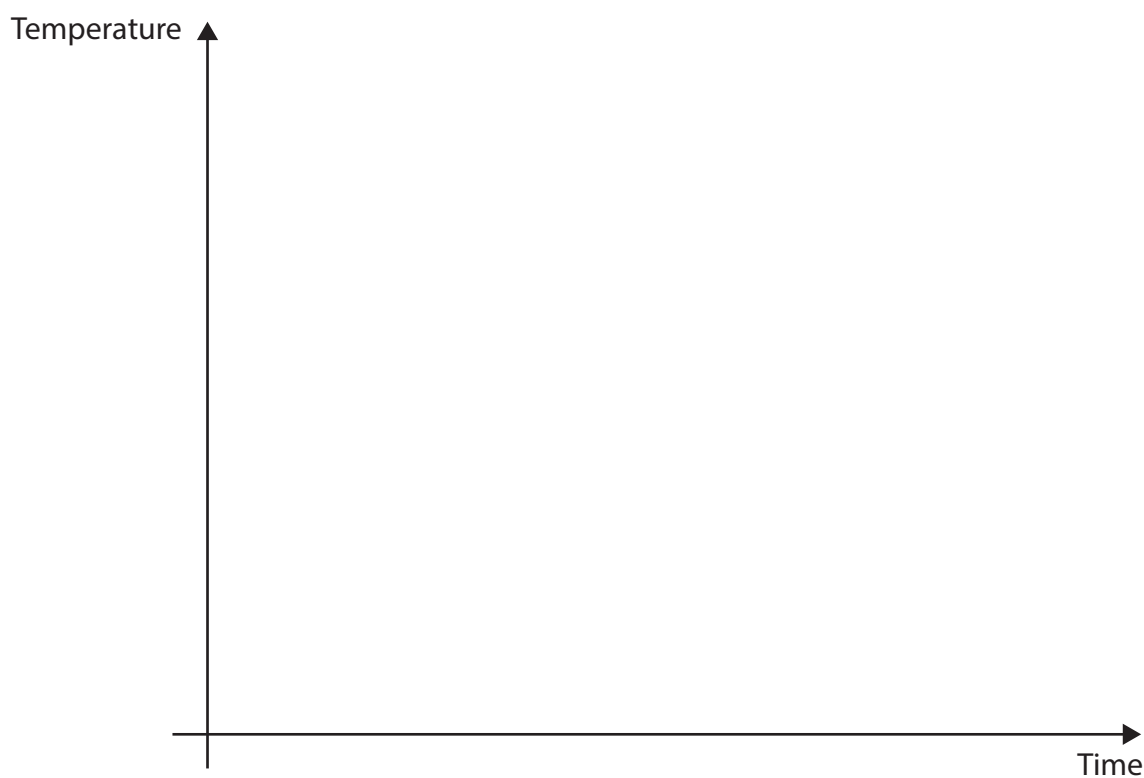


- (b) The student plots a graph to show how the temperature of the water in each bottle varies with time.

Draw two curves to show the expected variation in temperature of the black bottle and the silver bottle during the investigation.

Label your curves with the colour of each bottle.

(2)



(Total for Question 3 = 8 marks)



DO NOT WRITE IN THIS AREA

DO NOT WRITE IN THIS AREA

DO NOT WRITE IN THIS AREA

**BLANK PAGE**



4 This question is about electrostatics.

(a) A polythene rod is rubbed with a cloth, which causes both the rod and the cloth to become charged.

(i) Which of these is the force that causes the rod and the cloth to become charged?

(1)

- ☐ **A** friction
- ☐ **B** gravitational
- ☐ **C** magnetic
- ☐ **D** tension

(ii) The polythene rod becomes negatively charged.

Which of these statements explains how the rod has become negatively charged?

(1)

- ☐ **A** the rod gains electrons
- ☐ **B** the rod loses electrons
- ☐ **C** the rod gains protons
- ☐ **D** the rod loses protons

(b) A student has rods made from different materials.

The student rubs each rod the same way with a cloth.

The student measures the charge gained by each rod three times.

The table shows the results.

Material	Charge in nanocoulombs (nC)			
	1	2	3	Mean
glass	+35	+38	+36	+36
ebonite	-168	-170	-171	-170
polythene	-61	-80	-59	
acetate	-20	-20	-18	-19



- (i) One of the readings for the polythene rod is anomalous.

Circle the anomalous result in the results table.

(1)

- (ii) State how the student should deal with the anomalous result.

(1)

- (iii) Calculate the mean charge for the polythene rod.

(2)

mean charge = ..... nC

- (iv) Describe how the student could use the rods to demonstrate that there are two different types of electric charge.

(3)

(Total for Question 4 = 9 marks)

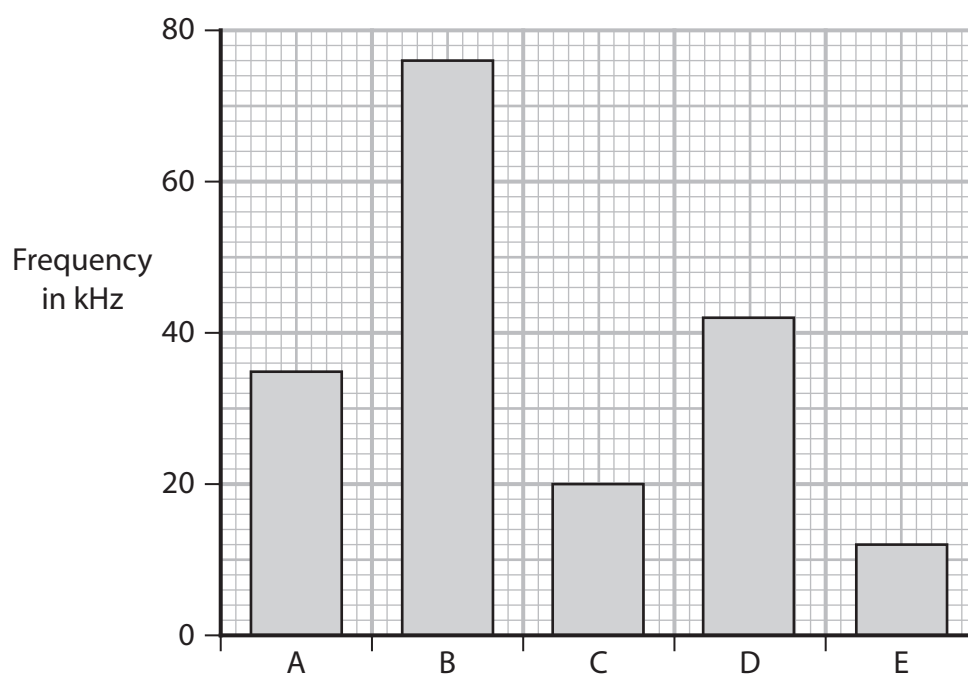


5 This question is about sound.

(a) State which wave property determines the pitch of a sound.

(1)

(b) The bar chart shows the maximum frequency of sound heard by four animals and a human.



Explain which of the bars is most likely to show the results for a human.

(2)




(c) A sound wave has a frequency of 500 Hz.

(i) Show that the time period of the sound wave is 2.0 ms.

(3)

(ii) The diagram shows the screen of an oscilloscope.

The timebase of the oscilloscope is 0.50 ms per square.



Draw the trace on the oscilloscope screen when the sound wave is detected.

(2)

(Total for Question 5 = 8 marks)

DO NOT WRITE IN THIS AREA





DO NOT WRITE IN THIS AREA

DO NOT WRITE IN THIS AREA

DO NOT WRITE IN THIS AREA

**BLANK PAGE**



6 This question is about electromagnets.

- (a) Describe the construction of a simple electromagnet that is producing a magnetic field.

You may draw a diagram to help your answer.

(3)

---

---

---

---

---


---



- (b) A proton moves through a uniform magnetic field produced by a strong electromagnet.

The shaded area in the diagram represents the magnetic field.

The initial velocity,  $v$ , of the proton is also shown.



- (i) Use the left-hand rule to determine the direction of the force acting on the proton.

(1)

- (ii) Explain how the force on the proton changes as the proton moves through the magnetic field.

You may add to the diagram to help your answer.

(2)

- (iii) Suggest why the velocity of the proton changes.

(1)

**(Total for Question 6 = 7 marks)**

DO NOT WRITE IN THIS AREA

DO NOT WRITE IN THIS AREA

DO NOT WRITE IN THIS AREA

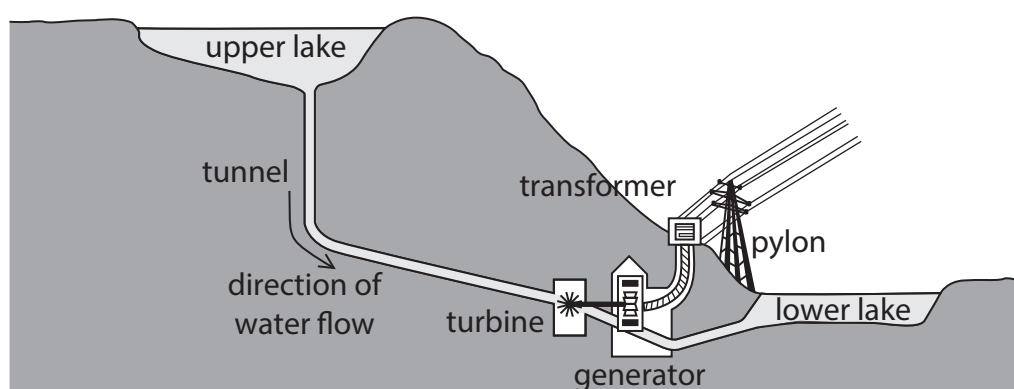


7 A hydroelectric power (HEP) station generates electricity from renewable energy resources.

(a) State what is meant by the term **renewable energy resource**.

(1)

(b) The diagram shows the design of a HEP station.



Water flows from the upper lake to the lower lake through the turbine.

The turbine is connected to a generator, which generates electricity.

Describe the energy transfers involved in generating electricity in the HEP station.

(4)



(c) The HEP station is located near a large wind farm.

- (i) Give one advantage of generating electricity using the HEP station rather than the wind farm.

(1)

- (ii) Give one disadvantage of generating electricity using the HEP station rather than the wind farm.

(1)

- (iii) The HEP station has an electric pump that can pump water from the lower lake back to the upper lake.

The pump can be powered using electricity generated by the wind farm.

Explain how the HEP station and wind farm can be used together to maximise the effectiveness of generating electricity.

(3)

**(Total for Question 7 = 10 marks)**

DO NOT WRITE IN THIS AREA

DO NOT WRITE IN THIS AREA

DO NOT WRITE IN THIS AREA



P 7 5 8 2 8 A 0 2 1 2 4

- 8 The photograph shows a water bath that a technician uses to heat some water.



- (a) The water bath is filled with water at an initial temperature of  $15^{\circ}\text{C}$ .  
Calculate the initial temperature of the water in kelvin.

(1)

initial temperature = ..... K



(b) The technician heats the water to a final temperature of  $60^{\circ}\text{C}$ .

- (i) Describe how the energy of the water molecules changes as the temperature of the water increases.

(2)

- (ii) The table shows some information about the heating element in the water bath and the heating process.

Initial temperature of water	$15^{\circ}\text{C}$
Final temperature of water	$60^{\circ}\text{C}$
Voltage of heating element	230V
Current in heating element	1.5 A
Time taken to heat water	45 minutes

Calculate the energy transferred by the heating element in the water bath during the heating process.

(3)

energy transferred = ..... J

- (iii) Calculate the mass of water being heated.

Assume that all the energy is transferred to the thermal store of the water.  
[for water, specific heat capacity =  $4200\text{ J/kg}^{\circ}\text{C}$ ]

(3)

mass of water = ..... kg

QUESTION CONTINUES ON THE NEXT PAGE



(c) Some water evaporates as a gas from the water bath.

(i) Describe the arrangement of particles in a gas.

(2)

(ii) Describe **two** differences between evaporation and boiling.

(2)

(Total for Question 8 = 13 marks)

**TOTAL FOR PAPER = 70 MARKS**



# Pearson Edexcel International GCSE (9–1)

**Friday 14 June 2024**

Paper  
reference

**4PH1/2P**

**Physics**

**UNIT: 4PH1**

**PAPER: 2P**

**Equation Booklet**

**Do not return this Booklet with the question paper.**

*Turn over* ►

**P75828A**

©2024 Pearson Education Ltd.

F:1/1/1/1/1/



  
**Pearson**

These equations may be required for both International GCSE Physics (4PH1) and International GCSE Combined Science (4SD0) papers.

## 1. Forces and Motion

$$\text{average speed} = \frac{\text{distance moved}}{\text{time taken}}$$

$$\text{acceleration} = \frac{\text{change in velocity}}{\text{time taken}} \quad a = \frac{(v-u)}{t}$$

$$(\text{final speed})^2 = (\text{initial speed})^2 + (2 \times \text{acceleration} \times \text{distance moved})$$

$$v^2 = u^2 + (2 \times a \times s)$$

$$\text{force} = \text{mass} \times \text{acceleration} \quad F = m \times a$$

$$\text{weight} = \text{mass} \times \text{gravitational field strength} \quad W = m \times g$$

## 2. Electricity

$$\text{power} = \text{current} \times \text{voltage} \quad P = I \times V$$

$$\text{energy transferred} = \text{current} \times \text{voltage} \times \text{time} \quad E = I \times V \times t$$

$$\text{voltage} = \text{current} \times \text{resistance} \quad V = I \times R$$

$$\text{charge} = \text{current} \times \text{time} \quad Q = I \times t$$

$$\text{energy transferred} = \text{charge} \times \text{voltage} \quad E = Q \times V$$

## 3. Waves

$$\text{wave speed} = \text{frequency} \times \text{wavelength} \quad v = f \times \lambda$$

$$\text{frequency} = \frac{1}{\text{time period}} \quad f = \frac{1}{T}$$

$$\text{refractive index} = \frac{\sin(\text{angle of incidence})}{\sin(\text{angle of refraction})} \quad n = \frac{\sin i}{\sin r}$$

$$\sin(\text{critical angle}) = \frac{1}{\text{refractive index}} \quad \sin c = \frac{1}{n}$$



#### 4. Energy resources and energy transfers

$$\text{efficiency} = \frac{\text{useful energy output}}{\text{total energy output}} \times 100\%$$

$$\text{work done} = \text{force} \times \text{distance moved} \quad W = F \times d$$

$$\text{gravitational potential energy} = \text{mass} \times \text{gravitational field strength} \times \text{height}$$

$$GPE = m \times g \times h$$

$$\text{kinetic energy} = \frac{1}{2} \times \text{mass} \times \text{speed}^2 \quad KE = \frac{1}{2} \times m \times v^2$$

$$\text{power} = \frac{\text{work done}}{\text{time taken}} \quad P = \frac{W}{t}$$

#### 5. Solids, liquids and gases

$$\text{density} = \frac{\text{mass}}{\text{volume}} \quad \rho = \frac{m}{V}$$

$$\text{pressure} = \frac{\text{force}}{\text{area}} \quad p = \frac{F}{A}$$

$$\text{pressure difference} = \text{height} \times \text{density} \times \text{gravitational field strength}$$

$$p = h \times \rho \times g$$

$$\frac{\text{pressure}}{\text{temperature}} = \text{constant} \quad \frac{p_1}{T_1} = \frac{p_2}{T_2}$$

$$\text{pressure} \times \text{volume} = \text{constant} \quad p_1 \times V_1 = p_2 \times V_2$$

#### 8. Astrophysics

$$\text{orbital speed} = \frac{2 \times \pi \times \text{orbital radius}}{\text{time period}} \quad v = \frac{2 \times \pi \times r}{T}$$

The equations on the following page will only be required for International GCSE Physics.

These additional equations may be required in International GCSE Physics papers 2P and 2PR.

### 1. Forces and Motion

momentum = mass  $\times$  velocity

$$p = m \times v$$

force =  $\frac{\text{change in momentum}}{\text{time taken}}$

$$F = \frac{(mv - mu)}{t}$$

moment = force  $\times$  perpendicular distance from the pivot

### 5. Solids, liquids and gases

change in thermal energy = mass  $\times$  specific heat capacity  $\times$  change in temperature

$$\Delta Q = m \times c \times \Delta T$$

### 6. Magnetism and electromagnetism

relationship between input and output voltages for a transformer

$$\frac{\text{input (primary) voltage}}{\text{output (secondary) voltage}} = \frac{\text{primary turns}}{\text{secondary turns}}$$

input power = output power

$$V_p I_p = V_s I_s$$

for 100% efficiency

### 8. Astrophysics

$\frac{\text{change in wavelength}}{\text{reference wavelength}} = \frac{\text{velocity of a galaxy}}{\text{speed of light}}$

$$\frac{\lambda - \lambda_0}{\lambda_0} = \frac{\Delta \lambda}{\lambda_0} = \frac{v}{c}$$

**END OF EQUATION LIST**

